



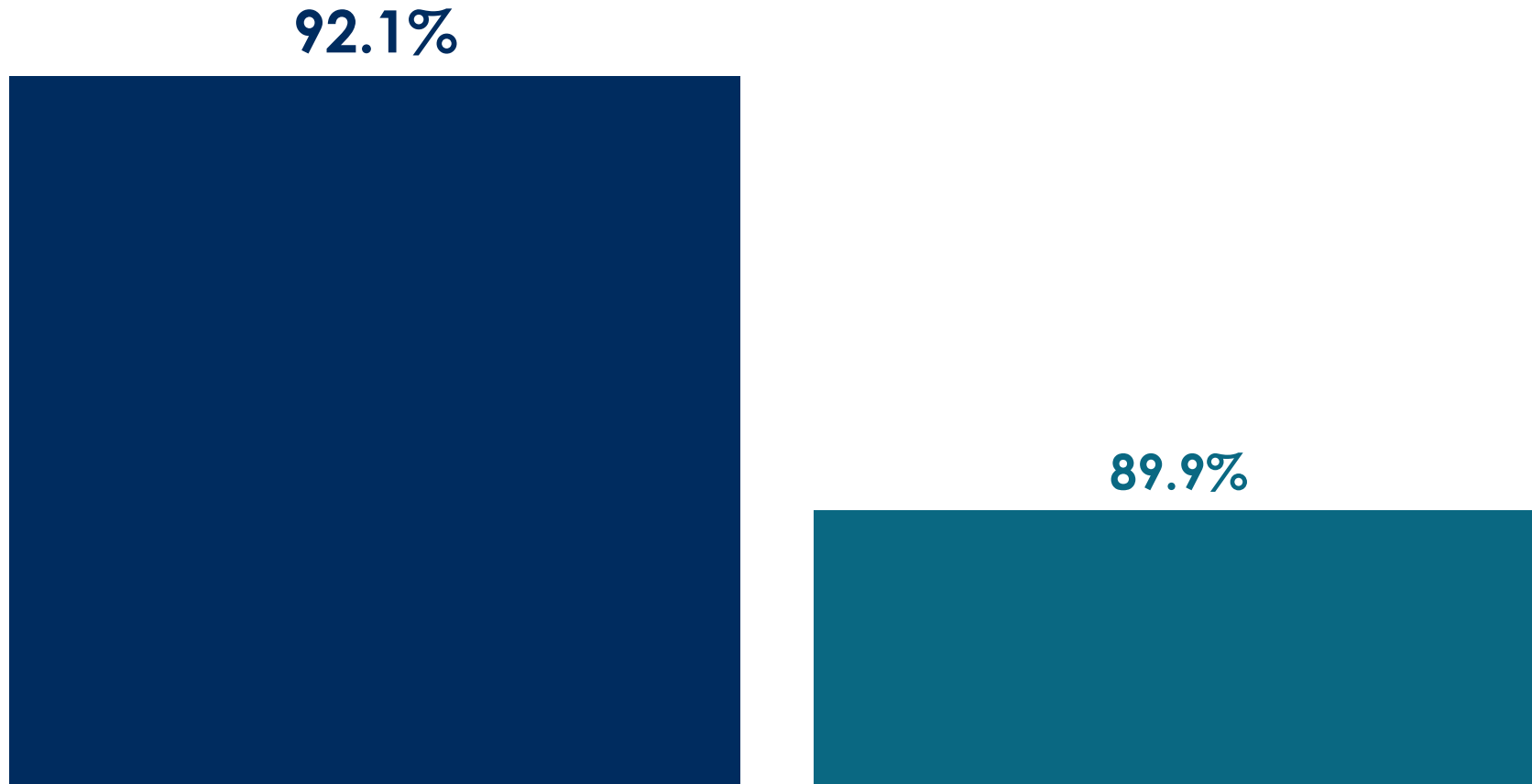
# DANE COUNTY SCHOOLS IMMUNIZATION DATA

## 2022-2023 SCHOOL YEAR

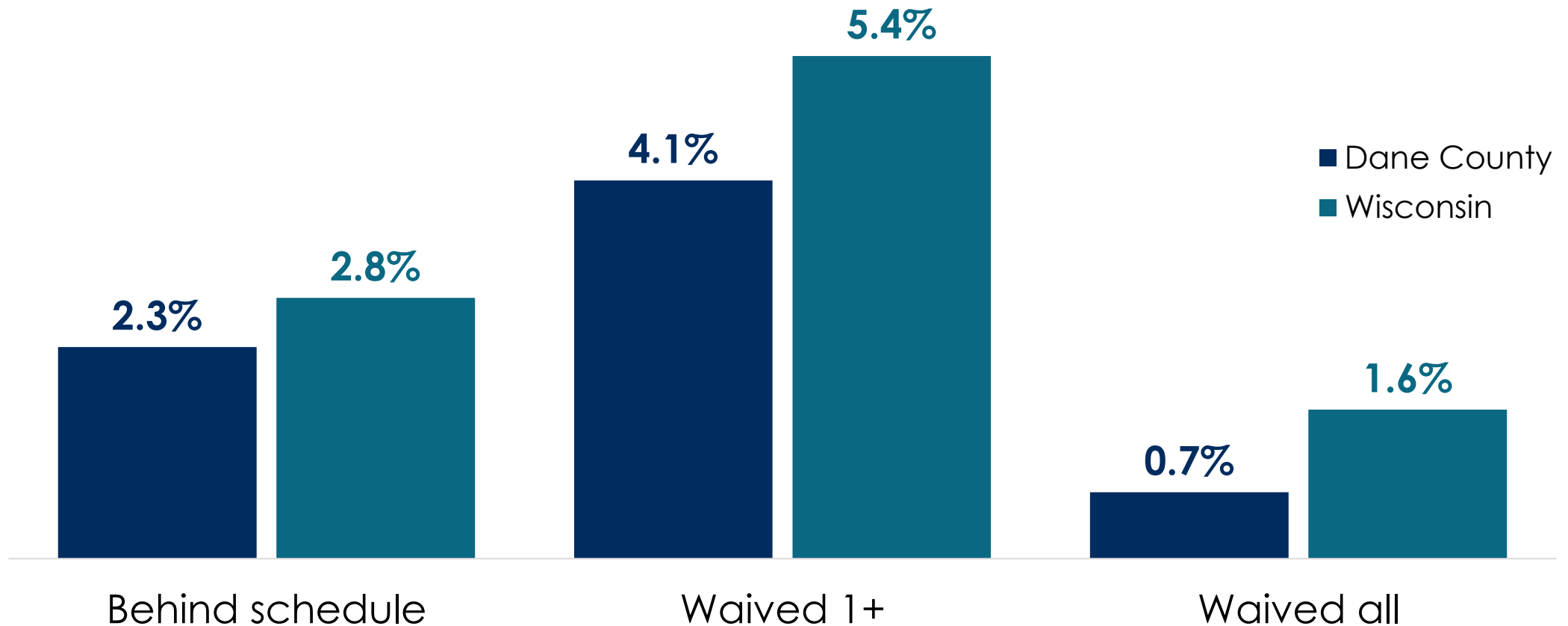
# Key Takeaways

- More than 9 in 10 Dane County students (92.1%) met all minimum immunization requirements in 2022-2023, slightly better than all students statewide.
- However, more Dane County students were behind schedule or waived one or more immunizations in 2022-2023 compared to the prior school year.
- The most common reason by far for waiving any immunization was personal conviction (more than 9 in 10 waivers), followed by medical (2 in 10) and religious reasons (1 in 10).

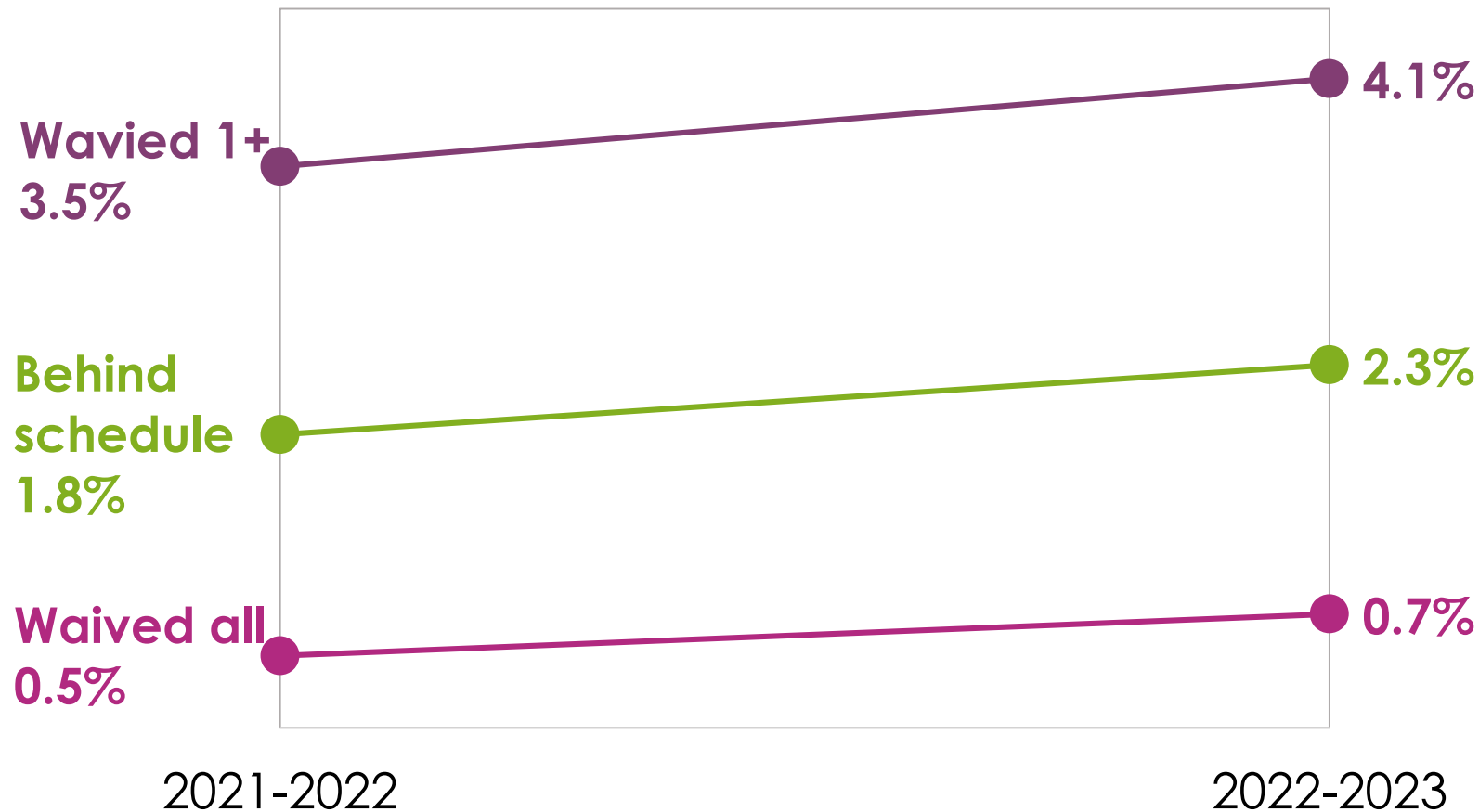
**More than 9 in 10 Dane County students** met all minimum immunization requirements, slightly better than **all students statewide**.



**Fewer Dane County students** are behind schedule or waive at least one immunization (or all immunizations) compared to **all students statewide.**



The proportions of Dane County students who **waived at least one immunization**, **waived all immunizations**, or **were behind schedule** increased between the 2021-2022 and 2022-2023 school years.



Of the 4.1% of Dane County students who waived at least one immunization, **more than 9 in 10 had a personal conviction waiver.**

# Appendix: Data Tables

<b>Table 1 - Dane County school immunization rates, 2021-2022 vs. 2022-2023 school years</b>					
	<b>2021-2022</b>		<b>2022-2023</b>		<b>Difference (%)</b>
	n	% of total students	n	% of total students	
Students meeting all minimum requirements	66,131	93.2%	73,558	92.1%	-1.1%
Students behind schedule with immunizations	1,303	1.8%	1,814	2.3%	+0.4%
Students who waived one or more immunizations	2,494	3.5%	3,244	4.1%	+0.5%
At least one health waiver	279	0.4%	633	0.8%	+0.4%
At least one religious waiver	242	0.3%	423	0.5%	+0.2%
At least one personal conviction waiver	1982	2.8%	2979	3.7%	+0.9%
Students who waived all immunizations	320	0.5%	569	0.7%	+0.3%
Total students	70,994	100.0%	79,869	100.0%	-
Total schools	160	-	187	-	-

# Appendix: Data Tables

<b>Table 2 - Dane County school immunization rates vs. statewide, 2022-2023 school year</b>					
	<b>Wisconsin schools</b>		<b>Dane County schools</b>		<b>Difference (%)</b>
	n	% of total students	n	% of total students	
Students fully immunized/meeting all minimum requirements	799,107	89.9%	73,558	92.1%	+2.2%
Students behind schedule with immunizations	24,889	2.8%	1,814	2.3%	-0.5%
Students who waived one or more immunizations	48,000	5.4%	3,244	4.1%	-1.3%
At least one health waiver	-	-	633	0.8%	-
At least one religious waiver	-	-	423	0.5%	-
At least one personal conviction waiver	44,444	5.0%	2,979	3.7%	-1.3%
Students who waived all immunizations	14,222	1.6%	569	0.7%	-0.9%
Total students	888,884	100.0%	79,869	100.0%	-
Total schools	2,629	-	187	-	-