

# DANE COUNTY COVID-19 DATA

February 4, 2021 *Data from January 18—January 31*

## Takeaway Messages

- There was no significant change in cases during this 14-day period, and percent positivity was 2%. 17% of cases were UW-Madison (UW) students or staff and 54% of tests were conducted by UW's University Health Services (UHS). When excluding cases and tests from UHS, Dane County still has a low percent positivity of 3.7%.
- Vaccine coverage has again substantially increased among ages 65+. Last week, 15.7% of Dane County residents age 65+ had received at least one vaccine dose; this week, coverage has increased to 28.9%. Overall, 10.4% of the Dane County population has received at least one dose of vaccine.
- 47 people who tested positive (2.8% of all cases) were associated with assisted living or skilled nursing facilities, which is the lowest number we've had in 15 weeks. We expect to see this number continue to decrease as we vaccinate more people age 65+ and staff at long term care facilities.

Domain	Measure	Dane County Status
<b>Epidemiology:</b> We must have few enough cases of COVID-19 to be swiftly contained. This is an important parameter, and our thresholds for phased reopening are set at levels that align with the progression of our epidemic locally—a lower positivity rate than what is seen at the state level and a low number of cases per 100,000 residents. <b>For the past 2 weeks, Dane County has a <a href="#">high activity level</a>.</b>	Percent of total tests that were positive, averaged across most recent 14 day period (goal of <5%)	2.0%
	Number of cases per day, averaged across most recent 14 day period (goal of <5)	118
<b>Healthcare:</b> A sustained, high testing level is a critical metric, as testing is how we detect active infection and prevent transmission of COVID-19. Alongside testing to monitor the course of the epidemic, it is vital that healthcare systems are equipped to manage patient care in the context of a surge caused by COVID-19 as well as protect healthcare workers from infection.  <b>For the past 2 weeks, the <a href="#">South Central Region</a> has <a href="#">no significant change</a> for COVID patients hospitalized and for COVID patients in the ICU.</b>	Number of tests per day, averaged across most recent 14 day period (goal of >800)	5936
	Hospital staffing shortages: Within this 14 day period, four hospitals in our region reported at least one day of critical staffing shortage. None of these hospitals were within Dane County.	
<b>Public Health:</b> Our ability to identify and isolate infections is critical to prevent further spread. Through rapid contact tracing, we can identify and notify contacts who have been exposed. Through education and isolation assistance, we can help keep people who test positive and their contacts separated from others for the duration of the infectious period, and lower the risk of spread in the community. Monitoring community spread—the percentage of cases with an unidentified risk factor—is how we can gain a sense of the scale of undetected disease spread.	Decreasing or stable numbers of infected healthcare workers	
	All positive cases be contacted quickly after their test is collected (goal of 85% contacted within 48 hours) <ul style="list-style-type: none"> <li>• 76% of positive tests were reported within 24 hours</li> <li>• 66% of cases were interviewed within 24 hours of when their positive test was reported</li> <li>• 83% of cases have been successfully contacted so far</li> </ul>	60%
	Proportion of new cases over the most recent 14 day period who don't know where they could have gotten COVID (goal of <20%)	34%
	Downward or stable trajectory of COVID-like syndromic cases reported within this 14 day period	

# DANE COUNTY COVID-19 DATA

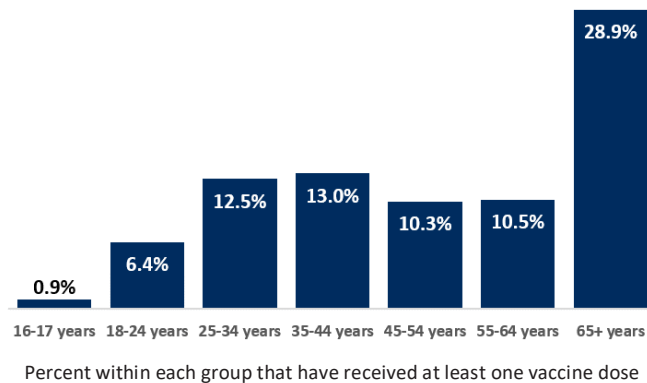
February 4, 2021 *Data from January 18—January 31*

## Vaccine

We have begun to receive weekly vaccination data for Dane County residents from the Wisconsin Department of Health Services (DHS). Statewide data can be found on their [website](#). We currently have limited data on our dashboard, but will be adding additional data points, such as the ones included here, in the near future.


**Vaccine coverage has again substantially increased among ages 65+. Last week, 15.7% of Dane County residents age 65+ had received at least one vaccine dose; this week, coverage has increased to 28.9%.**

Currently, the [vaccine is only available](#) to individuals in Tier 1a (frontline healthcare personnel and residents in long term care facilities), police and fire personnel and correctional staff within Tier 1b, and adults age 65 and older.



**74,929 doses administered**  
**56,798 people vaccinated**  
 as of 2/1/21

**As of February 1, 10.4% of the Dane County population (56,798 people) has received at least one dose of the COVID-19 vaccine.** Vaccination began in mid-December, with most vaccinators receiving their first doses in the weeks following. Dane County’s vaccination rate is expected to increase once the vaccine supply increases.



Public Health Madison & Dane County is providing COVID-19 vaccines to people age 65+ without a local healthcare provider, and to organizations that have frontline healthcare personnel that are not affiliated with a healthcare system, hospital, or long-term care facility. We vaccinated **2,353 people** between 1/26-1/30 (this can include non-Dane County residents who work in Dane County). We have used every single dose we’ve gotten from the state.

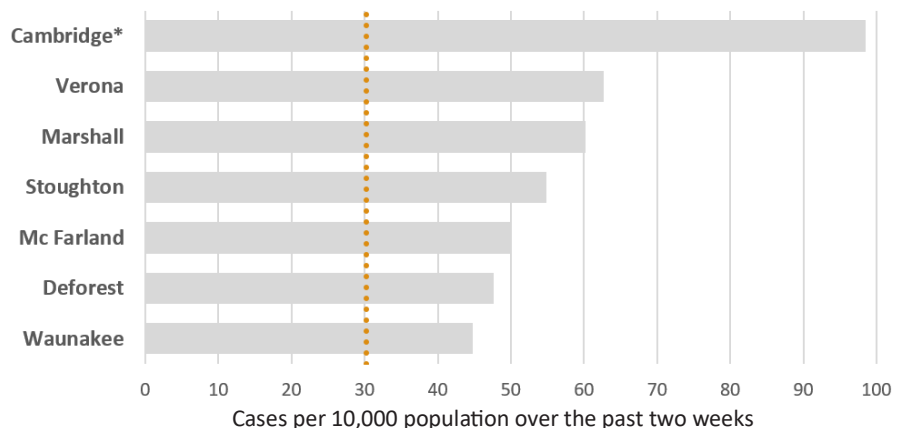
## Geography

During this two-week period, 51% of Dane County residents who tested positive resided outside of Madison. The overall rate of cases in Dane County was **30 cases per 10,000** population.

Seven municipalities in Dane County had case rates that were **significantly higher** than the overall **county rate** (see right).

Fitchburg had a significantly lower case rate this week compared to last week.

**Municipalities in Dane County with a significantly higher rate of cases than the overall Dane County rate in the past two weeks**



\*Case and population numbers for Dane County residents only

# DANE COUNTY COVID-19 DATA

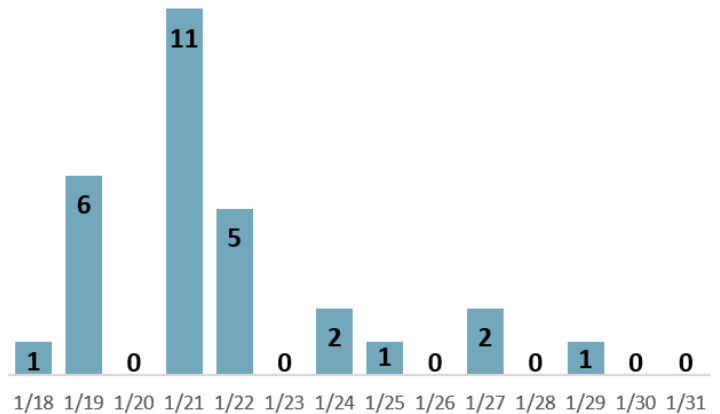
February 4, 2021 *Data from January 18—January 31*

## Probable Cases

Since the beginning of the pandemic, there have been a total of 1,518 probable cases of COVID-19 among Dane County residents. [People with probable COVID-19 infection](#) are those who do **not** have a confirmatory polymerase chain reaction (PCR) test, and:

- Have specific symptoms consistent with COVID-19 infection **AND** are either a close contact of a confirmed/probable case or are part of a COVID-19 outbreak, **OR**
- Have a positive antigen test, **OR**
- Have a death certificate that lists COVID-19 as an underlying cause of death or a significant condition contributing to death.

As antigen testing is becoming more common, so are probable cases of COVID-19. We have recently been able to access positive antigen test data for Dane County residents. We will begin to include probable cases on our [dashboard](#) in the near future. **In this 14-day period, there were 29 total probable cases (2% of all cases).**



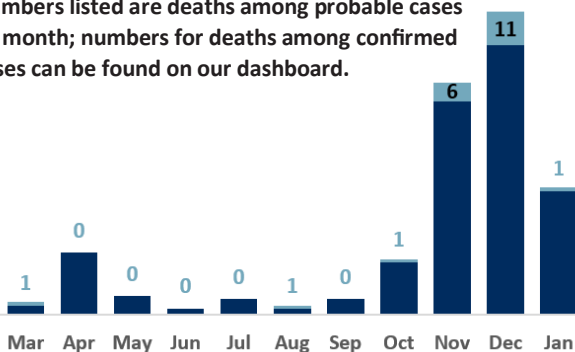
## Deaths

There have been 277 Dane County residents who have lost their lives to COVID-19 over the past eleven months. 77% of these deaths have occurred in the past three months.

256 of these deaths were among people with **confirmed** cases of COVID-19, while 21 of these deaths were among people with a **probable** case of COVID-19. Currently, our dashboard only displays deaths among people with confirmed cases of COVID-19. We review each death certificate for **all cases** to verify whether the person died due to COVID-19.

### Deaths among confirmed cases and probable cases by month of death

Numbers listed are deaths among probable cases by month; numbers for deaths among confirmed cases can be found on our dashboard.

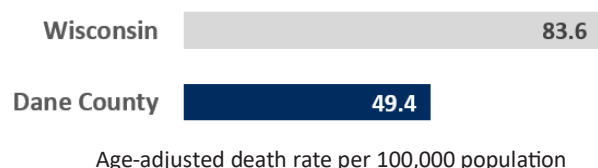


## Characteristics of Dane County Resident Confirmed Cases Who Have Died from COVID-19 since December 1, 2020

Of the 127 people who we lost in December and January, two-thirds were residents of a long term care facility. The median age of those who died was 84 and the majority were white, non-Latinx.

Female	70 (55%)
Male	57 (45%)
Age 30-39	1 (1%)
Age 40-49	1 (1%)
Age 50-59	7 (6%)
Age 60-69	12 (9%)
Age 70-79	30 (24%)
Age 80-89	43 (34%)
Age 90+	33 (26%)
White, non-Latinx	110 (87%)
Black, non-Latinx	8 (6%)
Latinx, any race	5 (4%)
Asian, non-Latinx	4 (3%)
Hospitalized	68 (54%)
Not Hospitalized	59 (46%)
Resident of a Long Term Care Facility	84 (66%)

The rate of COVID-19 deaths in **Dane County** is **significantly lower** than the rate for **Wisconsin** overall.



# DANE COUNTY COVID-19 DATA

February 4, 2021 *Data from January 18—January 31*

## Characteristics of COVID-19 Cases

In this 14-day period there were 1,655 total cases. At least 111 (7%) of these cases were associated with a cluster and/or a facility investigation at a long term care facility, correctional facility, childcare facility, or school.

We define a **cluster** of cases as two or more cases associated with the same location or event around the same time. A **facility investigation** is initiated when there is evidence of a cluster of cases or a strong possibility for a cluster to emerge from a single facility or setting. To learn more about clusters and facility investigations, see our [blog post](#).

Testing characteristics	
Tested by a Public Health Madison & Dane County community test site	659 (40%)
Tested by University Health Services	239 (14%)
Tested at other sites, such as health care settings	757 (46%)
Risk characteristics~	
Household contact with another COVID-19 case*	467 (35%)
Non-household close contact with another case*	365 (27%)
Attended a gathering or party in the past 2 weeks*	391 (29%)
Associated with a dorm, fraternity/sorority, or apartment building with 10 or more cases	86 (5%)
UW college student	252 (15%)
UW college staff	29 (2%)

~Not mutually exclusive categories

\*Calculated among 1,332 people fully interviewed so far

## Clusters & the Data Snapshot

At this time, we are not including additional cluster data in the Data Snapshot. Cluster data are an underrepresentation of all cases. One case in a long term care facility, correctional facility, childcare facility, or school results in an investigation, thus they are more straightforward to track and report. For more information, see our [previous snapshots](#).

Category of Cluster/ Facility Investigation	Number of Unique Clusters^	Number of Associated Cases	Number of Facility Investigations (non-clusters)	Number of Associated Cases
Assisted Living	11	36	2	2
Correctional Facility	4	17	-	-
School	5	13 (12 children, 1 adult)	15	18 (6 children, 12 adults)
Skilled Nursing	5	9	-	-
Childcare Facility	6	8 (2 children, 6 adults)	8	8 (3 children, 5 adults)

^Most clusters also receive a facility investigation, e.g., there were 13 total assisted living facility investigations. Overall, there were 38 cases associated with this category.

## University of Wisconsin—Madison

The University of Wisconsin-Madison (UW) resumed spring classes on Monday, January 25. They continue to track the results of COVID-19 tests among current faculty, staff and students on their [dashboard](#).

During this 14-day period, **17% of Dane County cases were associated with UW**. Also during this 14-day period, 54% of tests among Dane County residents were conducted by UW's University Health Services.

## Percent of Dane County cases each day that were UW-Madison students, faculty, or staff

