

# DANE COUNTY COVID-19 DATA

June 22, 2020 *Data from June 6—June 19*

We want to provide these data to help everyone understand how decisions are being made to loosen or tighten some restrictions as we continue to respond to COVID-19. To establish these metrics, we conducted a deep review of existing plans, emerging scientific literature on COVID-19 spread, regional data, and national data.

In addition to the publicly facing nine metrics, we are monitoring process measures to help us understand where there may be gaps in the system. These process measures look at transmission dynamics (the “R” value of our epidemic), lab result reporting timeliness, outbreak monitoring within priority populations, capacity for supporting isolation/quarantine, and contact attempts of both cases and contacts. The table below shows the measures we’re using for a phased reopening of Dane County, and our current status.

Domain	Measure	Dane County Status	Southern Region Status
<b>Epidemiology:</b> We must have few enough cases of COVID-19 to be swiftly contained. This is an important parameter, and our thresholds for phased reopening are set at levels that align with the progression of our epidemic locally—a lower positivity rate than what is seen at the state level and a low number of cases per 100,000 residents.	1. Below a threshold of 5% for positive tests as a percent of total tests averaged across most recent 14 day period	1.4%	1.5%
	2. Below a low incidence threshold of 0.71 new cases per 100,000 people per day (this is below 4 cases per day for Dane County and 8 cases per day for the Southern region)	17	37
<b>Healthcare:</b> A sustained, high testing level is a critical metric, as testing is how we detect active infection and prevent transmission of COVID-19. Alongside testing to monitor the course of the epidemic, it is vital that healthcare systems are equipped to manage patient care in the context of a surge caused by COVID-19 as well as protect healthcare workers from infection.	3. Testing supplies and staff facilitate adequate testing for disease control and surveillance (goal of over 800 per day for Dane County and over 1,790 per day for the Southern region)	1270	2541
	4. Percent of hospitals reporting robust testing in place for healthcare workers in the past week	100%	100%
	5. Percent of hospitals reporting ability to treat all cases without crisis care <ul style="list-style-type: none"> <li>• Facility use</li> <li>• Staffing</li> <li>• Critical supply</li> </ul>	100%	100%
	6. Decreasing or stable numbers of infected healthcare workers		
<b>Public Health:</b> Our ability to identify and isolate infections is critical to prevent further spread. Through rapid contact tracing, we can identify and notify contacts who have been exposed. Through education and isolation assistance, we can help keep people who test positive and their contacts separated from others for the duration of the infectious period, and lower the risk of spread in the community. Monitoring community spread—the percentage of cases with an unidentified risk factor—is how we can gain a sense of the scale of undetected disease spread.	7. All positive cases be contacted quickly to facilitate rapid isolation and quarantine for disease control	82%	Not tracked at regional level
	8. Proportion of new cases over the most recent 14 day period who don't know where they could have gotten COVID <i>*Cases with missing data are excluded from the calculation &amp; may underestimate the true rate of community spread</i>	33% <i>7% of cases had missing data</i>	19%* <i>15% of cases had missing data</i>
	9. Downward or stable trajectory of COVID-like syndromic cases reported within a 14 days period		

# DANE COUNTY COVID-19 DATA

June 22, 2020 *Data from June 6—June 19*

## Epidemiology

We must have few enough cases of COVID-19 to be swiftly contained. This is an important parameter, and our thresholds for phased reopening are set at levels that align with the progression of our epidemic locally—a lower positivity rate than what is seen at the state level and a low number of cases per 100,000 residents.

We are currently seeing a trend of an increasing number of cases. We are not yet in the red for this 14 day period, but with several recent days with case counts of 20+, this may change soon if we continue to see high case counts. This is not what we want to see in this important metric. We are closely monitoring all of our metrics and process measures to see what is driving this increase in cases. In this 14 day period:

- 66% of cases were younger, between the ages of 10-39
- 43% of cases were tested at the Community Testing Site at the Alliant Energy Center
- 21% of cases were associated with a cluster: 22 from congregate facilities, 18 from businesses, 6 from daycares, and 5 from other clusters (such as a gathering outside of Dane County)
- 17% of cases were asymptomatic at the time of interview

**Measure:** Below a threshold of 5% for positive tests as a percent of total tests average across the most recent 14 day period

1.4%

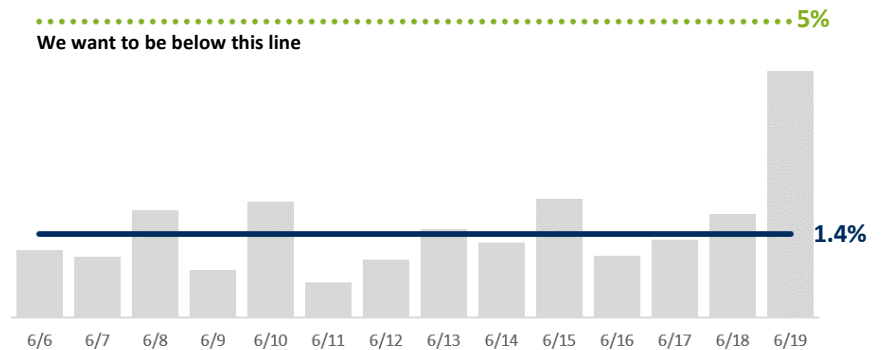
**GREEN:** Below 5% positivity

**YELLOW:** 5-10% positivity

**RED:** Above 10% positivity

**An average of 1.4% of tests were positive which was below the desired threshold.**

Daily positivity ranged from 0.6% to 4.2%.



**Measure:** Below a low incidence threshold of 0.71 new cases per 100,000 people per day (this is below 4 cases per day for Dane County) averaged over a 14 day period

17

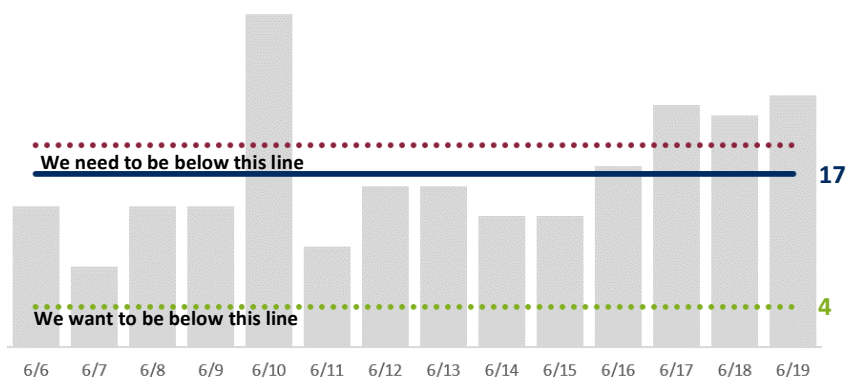
**GREEN:** Below 4 cases

**YELLOW:** 4– 20 cases

**RED:** Greater than 20 cases

**There was an average of 17.2 cases per day which was above the desired threshold.**

Daily cases ranged from 8 to 33.



# DANE COUNTY COVID-19 DATA

June 22, 2020 *Data from June 6—June 19*

## Healthcare

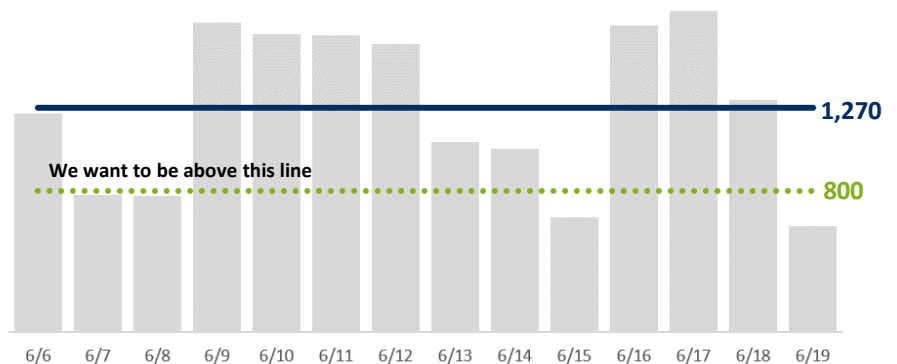
A sustained, high testing level is a critical metric that ensures our epidemiology criteria are meaningful. Testing is how we detect active infection, which leads to contact tracing and prevention of further disease transmission. There have been varied estimates for what a minimal level of testing may require, ranging from Wisconsin’s statewide target of 85,000 tests/week (which would correlate to 1,128 tests per day for Dane County), to state-level estimates from Harvard Global Health Institute of 68 tests/100,000 population/day (372 tests/day for Dane County). We are aiming for a robust testing level of 800 tests per day since the case metrics are dependent on sufficient testing levels. If testing numbers decrease, process measures will be used to understand if the reason is due to lessened capacity or demand.

Alongside testing to monitor the course of the epidemic, it is vital that healthcare systems are equipped to manage patient care in the context of a surge caused by COVID-19. To establish that hospitals are operating outside of crisis care, one of our metrics measures facility use, staffing, and critical supplies across Dane County hospitals—the same metric used by the Badger Bounce Back plan. Given that healthcare workers power healthcare systems, we need to ensure evidence of robust testing of healthcare workers, and sustained low rates of positivity among healthcare workers.

<b>Measure:</b> Testing supplies and staff facilitate adequate testing for disease control and surveillance	
<b>1270</b>	<b>GREEN:</b> 800+ per day
	<b>YELLOW:</b> 400-800 per day
	<b>RED:</b> <400 per day

**An average of 1,270 tests were conducted each day, which was above the desired threshold.**

Daily tests ranged from 600 to 1,822.



<b>Measure:</b> Robust testing in place for healthcare workers	
<b>100%</b>	<b>GREEN:</b> 95% of hospitals arranged for testing of all COVID-19 symptomatic clinical staff per CDC guidelines
	<b>RED:</b> <95% of hospitals arranged for testing of all COVID-19 symptomatic clinical staff per CDC guidelines

**100% of hospitals reported that they arranged for testing of all symptomatic clinical staff per CDC guidelines, which was above the desired threshold.**

Healthcare workers, including non-medical staff who work in patient care settings, are at higher risk for exposure to COVID due to the nature of the essential service they provide to the community. Testing of healthcare workers is critical to protecting this workforce and ensure their capacity to care for patients seeking medical care.

# DANE COUNTY COVID-19 DATA

June 22, 2020 *Data from June 6—June 19*

**Measure:** Treat all patients without crisis care based on facility use, staffing status, and critical supply status

100%

**GREEN:** 95% of hospitals answer no to all 3 questions:

- *Facility use status:* the facility is damaged/unsafe or non-patient care areas are being used by the facility for patient care
- *Staffing status:* trained staff are unavailable or unable to adequately care for the volume of patients even with extension techniques
- *Critical supply status:* critical supplies are lacking, resulting in reallocation of life-sustaining resources and/or other extreme operating conditions

**RED:** Yes to one or more questions

**100% of hospitals reported that they treated all patients without crisis care** which was above the desired threshold.

Keeping the healthcare system stable is essential to ensuring care for COVID and non-COVID patients.

**Measure:** Decreasing or stable numbers of infected healthcare workers



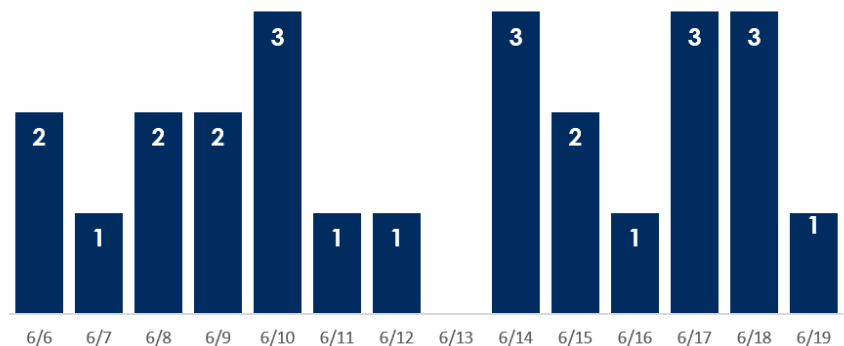
**GREEN:** No significant increase in healthcare worker infections for most recent 14 days

**YELLOW:** Significant increase in healthcare worker infections due to a known cluster in a single facility for most recent 14 days

**RED:** Significant increase in healthcare worker infections for most recent 14 days not contained to a single facility

**There was no statistically significant increase in the number of healthcare workers who tested positive for COVID-19.**

Daily infections among healthcare workers ranged from 0 to 3.



Healthcare workers, including non-medical staff who work in patient care settings, are at higher risk for exposure to COVID and for spreading COVID to vulnerable community members due to the nature of the essential service they provide to the community.

Ensuring that infections among healthcare workers are not increasing is important to ensure that the healthcare workforce is not depleted and is not unknowingly passing on the virus to other individuals in the healthcare setting.

An increase of healthcare workers testing positive in a single facility is different than a significant increase in healthcare workers across the system—the former may be more straightforward to address, whereas the latter may indicate a larger underlying issue.

# DANE COUNTY COVID-19 DATA

June 22, 2020 *Data from June 6—June 19*

## Public Health

Our ability to identify and isolate people with COVID is critical to prevent further spread. Through rapid lab result reporting, followed by rapid contact tracing, we can identify and notify contacts who have been exposed. Through education and isolation assistance, we can help keep people who test positive and their contacts separated from others for the duration of the infectious period, and lower the risk of spread in the community.

Monitoring community spread—the percentage of cases with an unidentified risk factor—is how we can gain a sense of the scale of undetected disease spread. Keeping a pulse on the numbers of folks entering emergency departments and urgent care with COVID-like symptoms can help us understand potential surges in COVID that are not being captured by testing data.

**Measure:** All positive cases can be reported and interviewed quickly to facilitate rapid isolation and quarantine for disease control

82%

**GREEN:** 85% or more of all new cases are contacted within 48 hours of being tested

**YELLOW:** 70-84% of cases are contacted within 48 hours of being tested

**RED:** <70% of cases are contacted within 48 hours of being tested

**82% of cases were contacted within 48 hours of being tested.**

In order to contain the spread of the virus it is imperative to quickly identify who has the virus and contact them to ensure they are isolated from others, and to identify people they had contact with while they were infectious so those people can also be notified and isolated. We want to see a high percentage of cases contacted within this 48 hour window. This metric is also highly dependent on how quickly individual labs can process tests and report the results.

**Measure:** Proportion of contacted COVID-19 cases who don't know where they could have gotten COVID in most recent 14 day period

33%

**GREEN:** <20% of cases don't know where they could've gotten COVID-19

**YELLOW:** 20-30% of cases don't know where they could've gotten COVID-19

**RED:** Over 30% of cases don't know where they could've gotten COVID-19

**33% of cases who tested positive didn't know where they could've gotten COVID-19.**

We calculate this measure based on several known risk factors for COVID-19, such as being in close contact with someone who has tested positive for COVID-19. A high percent of cases with no known route of disease transmission means there is likely a large number of individuals unknowingly spreading the virus in the community, which makes isolation and contact tracing much more difficult.

**Measure:** Downward or stable trajectory of COVID-like syndromic cases reported within a 14 day period

X

**GREEN:** No significant increase in COVID-like syndromic cases for most recent 14 days

**RED:** Significant increase in COVID-like syndromic cases for most recent 14 days

**There has been a statistically significant increase in COVID-like syndromic cases.**

This is a small increase that we will continue to monitor; syndromic cases can be an early warning indicator for future hospitalizations.

